



District Report Card: 2017


State: Bihar	District: Munger
Class: 8	Subject: Language
Schools: 49	Students: 1110


Participation/Coverage


Students

<div>GENDER</div> <div></div>	Boys		Girls	
	Number	%	Number	%
	506	45.59	604	54.41

<div>AREA</div> <div></div>	Rural		Urban	
	Number	%	Number	%
	1002	90.27	108	9.73

<div>CATEGORY</div> <div></div>	SC		ST		OBC		GEN	
	Number	%	Number	%	Number	%	Number	%
	161	14.50	47	4.23	765	68.92	137	12.34

<div>CWSN</div> <div></div>	LD	VI	HI	S&LD	ID	Oth
	0	2	0	4	1	1

<div>Management</div> <div></div>	Government		Government-aided	
	Number	%	Number	%
	1110	100.00	0	0.00

Average Performance of Students in Language (%)

Overall	Gender		Area		Management		Social Group			
	Male	Female	Rural	Urban	Govt.	Aided	SC	ST	OBC	GEN
57.93	58.02	57.85	57.22	64.51	57.93	0.00	55.61	50.78	57.67	64.53

Performance on Learning Outcomes (LOs)

Learning Outcomes	Description	Average Performance(%)
L813	Read textual/non-textual materials with comprehension and identifies the details, characters, main idea and sequence of ideas and events while reading	57.93

Range of Performance of Students who Answered Correctly							
Below 30%		30% - 50%		50% - 75%		Above 75%	
Number	%	Number	%	Number	%	Number	%
140	12.61	235	21.17	499	44.95	236	21.26

Lowest Performing Learning Outcomes (LOs)

1 - Read textual/non-textual materials with comprehension and identifies the details, characters, main idea and sequence of ideas and events while reading (57.93)